

I Can Always Praise God!

I Can Always Praise God

ADAPTED BOOK


By: Cortney Jenkins

AWE & WONDER
SPECIAL NEEDS MINISTRY RESOURCES

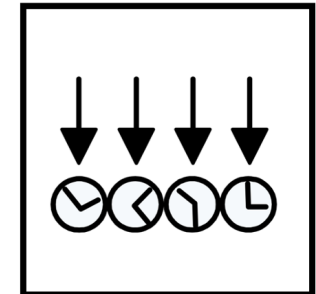
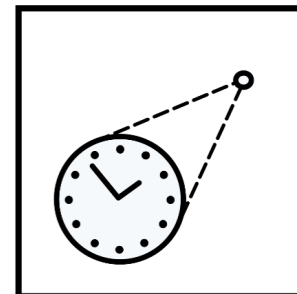


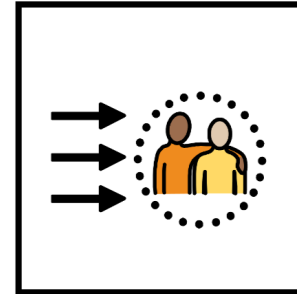
AWE & WONDER
SPECIAL NEEDS
MINISTRY RESOURCES

AWE & WONDER

I Can Always Praise God!

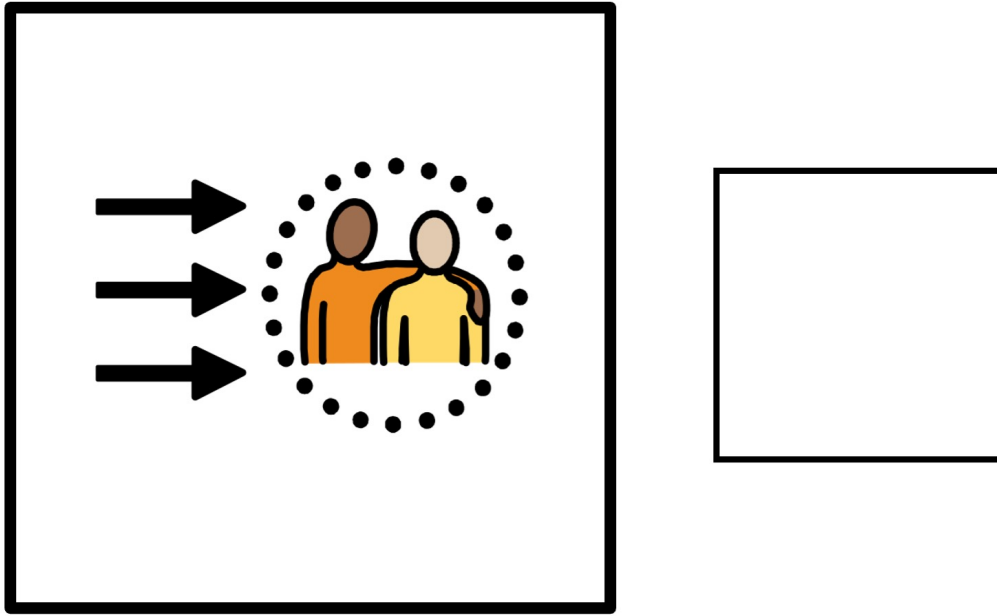


By: Cortney Jenkins



Use the squares on the last page as storage.
Place the matching symbol card on top of the same photo on back.

Cut off this section



Assembly Directions:

You will use the first set of cards from the cover page as the movable pieces for this resource. Cut off the section with the cards, cut the cards apart, laminate, and add Velcro to the back. (I like to use hard Velcro on these pieces)

Cut off the side sections for every page except the last page.


The last page will be the "storage" board. Do not cut off any part of that page. You'll add Velcro to each square. (I like to use the soft Velcro on the storage surface.)


See the example photo below 

Bind with rings, spiral binding, or comb binding. More information about binding [here](#).



I can praise God for keeping me safe.








Cut off this section



I can praise God for answering my prayers.








Cut off this section



I can praise God for caring about me.



I can always praise God!


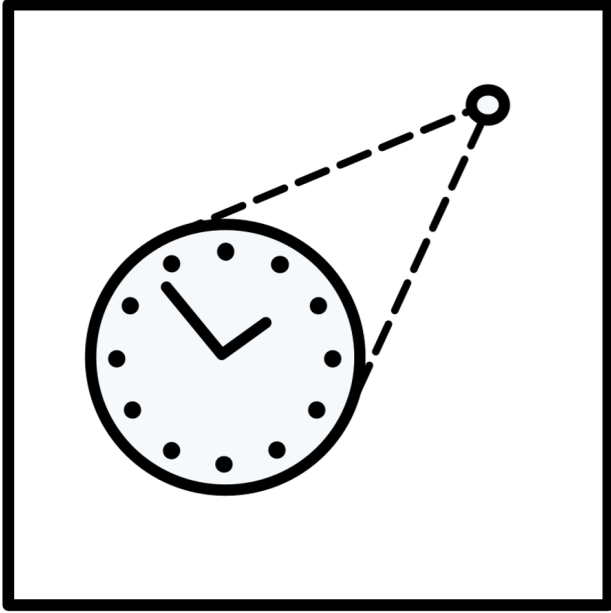


Cut off this section



I can praise God when things are hard.






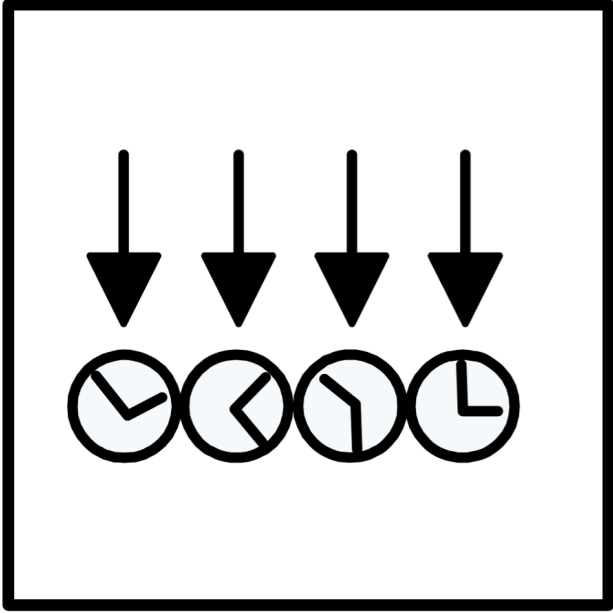
Cut off this section




I can praise God forever!




I can always praise God!




Cut off this section

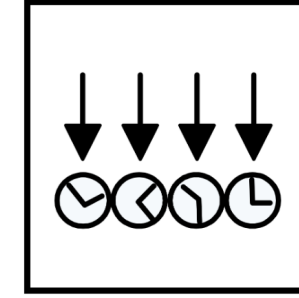
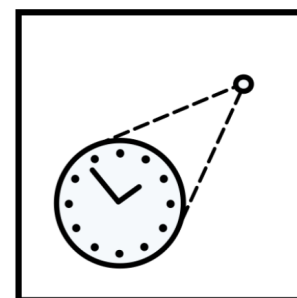



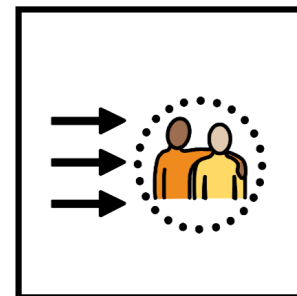




“Shout for joy to the Lord

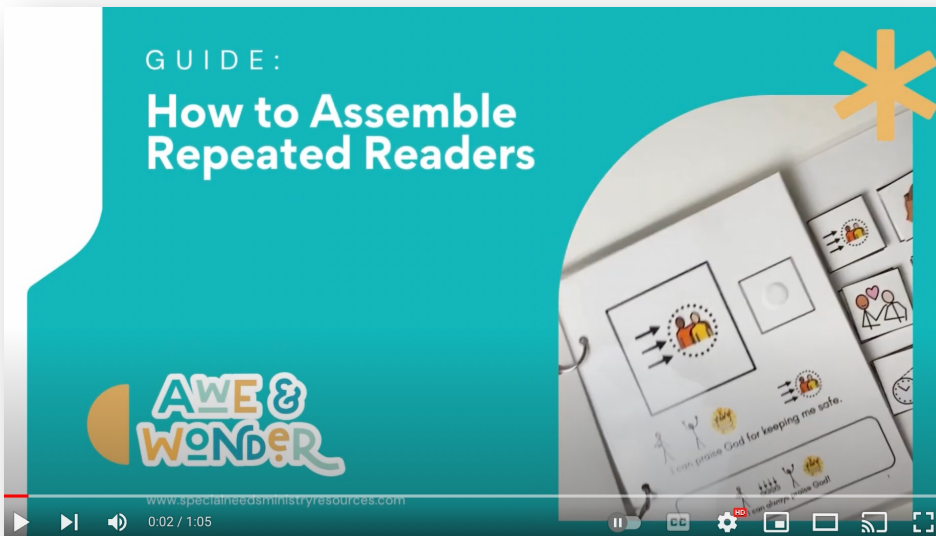


Psalm 100:1



NEED HELP WITH ASSEMBLY?

Click below to learn more!



RECOMMENDED SUPPLIES

These are my recommendations for supplies to use in the assembly of this resource. Click on each photo for the link.



Can't purchase right now?

*Includes affiliate links

If purchasing these supplies isn't in your budget right now, here are some tips.

- 1) Staples and other office supplies stores can laminate for you. It's usually \$1-\$2 per page.
- 2) You can use sticky tack to attach moveable pieces to the book if you do not have Velcro on hand. For long term use/storage, I recommend getting Velcro.

Video Training- Repeated Readers




Learn tips for using Awe & Wonder's Repeated Readers and learn about the repeated storyline at the bottom of each page in our repeated readers! Click the image to watch.

Video Training- Using Adapted Books for Discipleship



Learn what adapted books are and how they can be used in the discipleship of learners with disabilities! Click the image to watch.



Awe & Wonder's Adapted Bible Curriculum is designed specifically for students with intellectual disabilities! Students will go through the big story of the Bible every year and leaders will be equipped with tools, tips, and activities that are developmentally appropriate and theologically rich. Click the photo to learn more.

www.specialneedsministryresources.com

Terms of Use



Thank you for downloading this resource! I hope it is a blessing to your ministry and/or family!

By downloading this resource, you are agreeing that the contents are the property of Cortney Jenkins/Awe & Wonder and licensed to you only for church / personal use as a single user. I retain the copyright, and reserve all rights to this product. Do not post this product electronically in ANY form. Do not copy or sell any part of this product. To do so violates the Digital Millennium Copyright Act.

Thank you for abiding by universally accepted codes of professional ethics while using this product. If you encounter an issue with your file, notice an error, or are in any way experiencing a problem, please contact me and I will be more than happy to help sort it out. You can message me at cjenkins@specialneedsministryresources.com

In addition, here are the terms of use for this resource:

YOU MAY ...

- Use this resource for single church use, or for single household personal use. If you'd like to share with a friend or another church, please direct them to our website.
- You may make multiple copies to share with students, parents, and teachers who are a part of your ministry.
- Reference this product in blog posts, at seminars, workshops, or other such venues if both credit is given to Awe & Wonder and a link back to our website is provided.

YOU MAY NOT ...

- Claim this work as your own, alter the files in any way, copy any images/symbols, or remove copyright / watermarks.
- Sell the file(s)
- Share the file(s) with someone outside of your church/ministry or your household.
- Post this document for sale / free elsewhere on the internet for people outside of your ministry or household to access. (this includes Google Doc links).
- Make copies of this resource to share with someone outside of your ministry or household.

CREDITS

Widgit Symbols © Widgit Software 2002-2023 www.widgit.com